Name: _____ Period: _____ Date Due: _____

WORKSHEET 2-2
"TO BE OR NOT TO BE PROPORTIONAL"

Dylan makes $336 for 32 hours of work, and Angela makes $420 for 42 hours of work.

1] How much do Dylan and Angela each make per hour?

2] Is Dylan's wage for 25 hours proportional to Amber's wage for 42 hours? Why or why not?

Conclusion:

To determine proportionality between two ratios or rates,

_____

_____.

Find the ratio of *y* to *x* for Table 1 and Table 2, simplify the fraction to simplest form, and answer the questions that follow.

Table 1:

Number of Hours	Total Cost ($)	Ratio: $\frac{y}{x}$
1	$75	
2	$120	
3	$165	
4	$210	
5	$255	

Table 2:

Number of Hours	Total Cost ($)	Ratio: $\frac{y}{x}$
1	$45	
2	$90	
3	$135	
4	$180	
5	$225	

3] Which table shows a proportional relationship?

4] What makes it a proportional relationship?

Conclusion:

To determine proportionality from a table,

_____.

Below are the graphs for the tables in the previous section. Use the graphs to determine proportionality.

Table 1:

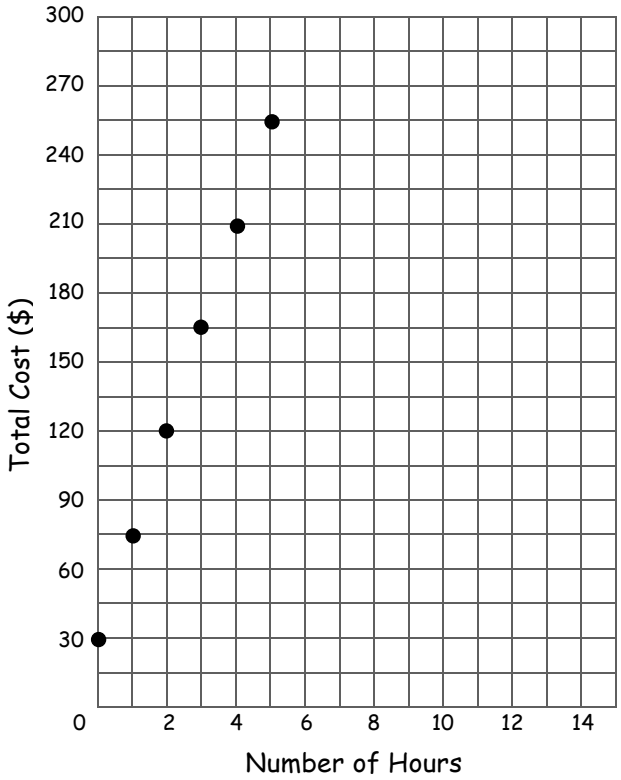

Table 2:

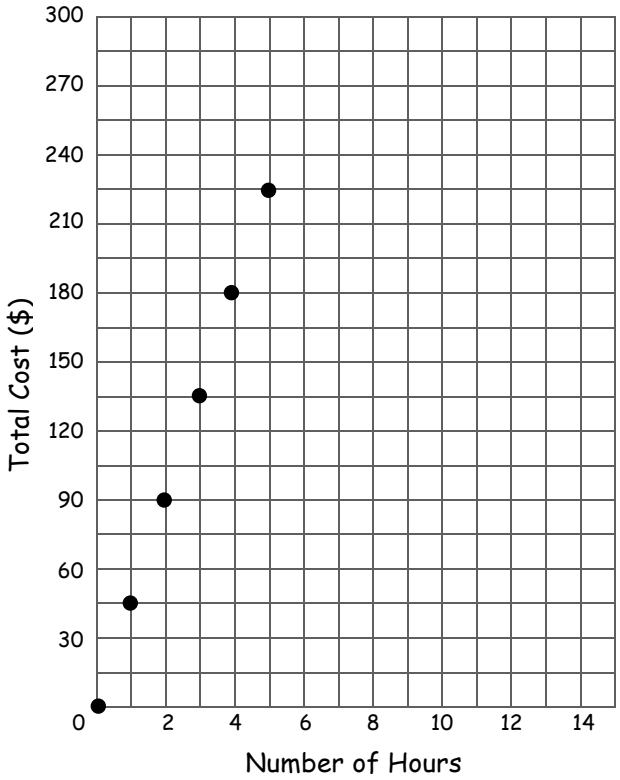

5] Which graph shows a proportional relationship?

6] What makes it a proportional relationship?

Conclusion:

To determine proportionality from a graph,

_____

_____

_____.

Determine which of the following tables represent proportional relationships.

1)

x	*y*
1	–3
2	–6
3	–9
4	–12
5	–15

8)

x	*y*
–4	–8
–2	–4
0	0
2	4
4	8

9)

x	*y*
–1	–6
0	–5
1	–3
2	0
3	4

10)

x	*y*
–1	–1.5
1	1.5
3	4.5
5	7.5
7	10.5

Determine which of the following graphs represent proportional relationships. Circle the appropriate response.

11.

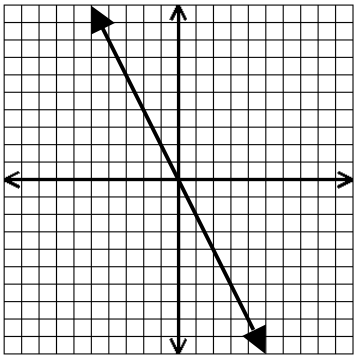

Proportional non-proportional

12.

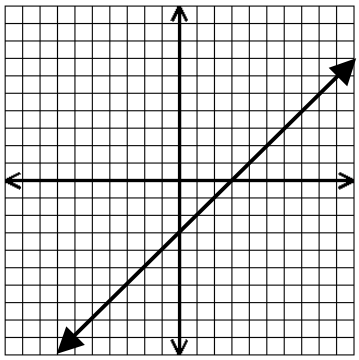

Proportional non-proportional

13.

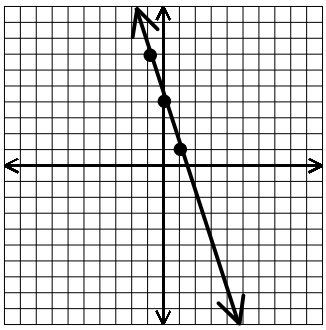

Proportional non-proportional

14.

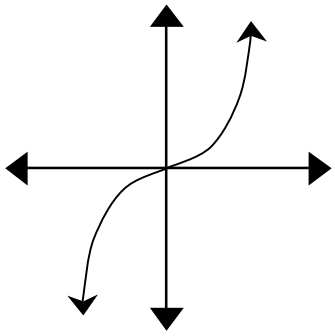

Proportional non-proportional

15.

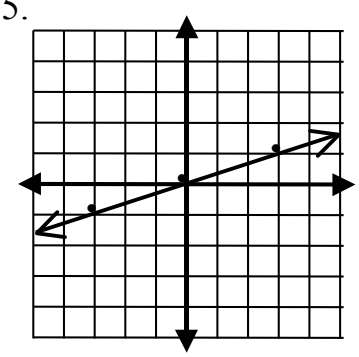

Proportional non-proportional

16.

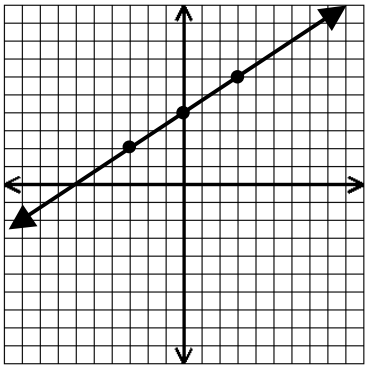

Proportional non-proportional

17. Is the following relationship proportional? Explain.

Number of Movie Tickets (x)	Total Cost of Tickets (y)	$\frac{y}{x}$
1	-6	
2	-12	
3	-18	
4	-24	

18. How is a proportional relationship different from a non-proportional relationship?